

SORELLE FURNITURE CATALOG



Sorelle
FURNITURE

CONTENTS

BERKLEY CRIB - P.5

BERKLEY CRIB & CHANGER - P.7

BERKLEY FLAT TOP CRIB - P.9

BERKLEY ROUND TOP PANEL CRIB - P.11

BERKLEY ROOM IN A BOX - P.13

BRITTANY CRIB & CHANGER - P.15

FAIRVIEW 4-IN-1 CRIB - P.17



CONTENTS

FINLEY 4-IN-1 CRIB - P.19

FINLEY CRIB & CHANGER - P.21

FLORENCE 4-IN-1 CRIB & CHANGER - P.23

MODESTO 4-IN-1 CRIB - P.25

MONTEREY 4-IN-1 CRIB - P.27

MONTEREY FLAT TOP CRIB - P.29

PALISADES ROOM IN A BOX - P. 31



CONTENTS

PAXTON 4-IN-1 CRIB - P.33

PRIMO FLAT TOP CRIB - P.35

PRINCETON ELITE CRIB & CHANGER - P.37

PROVIDENCE 4-IN-1 CRIB - P.39

SEDONA CRIB & CHANGER - P.41

VERONA 4-IN-1 CRIB - P.43

VISTA ELITE BRIXY 4-IN-1 CRIB - P.45




BERKLEY CRIB 335





**TODDLER RAIL 148
(NOT INCLUDED)**


**COLOR
OPTIONS**



ESPRESSO



WHITE



GRAY



**FULL SIZE RAILS 221
(NOT INCLUDED)**



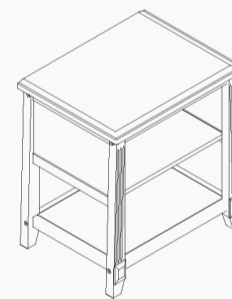
**BERKLEY 4-IN-1 CRIB 335
ASSEMBLY REQUIRED
55" x 30" x 43 3/4"**



**BERKLEY DRESSING TABLE 31
ASSEMBLY REQUIRED
41" x 40" x 18 1/2"**



**BERKLEY DOUBLE DRESSER 3360
ASSEMBLY REQUIRED
48" x 19" x 34"**



**BERKLEY NIGHT STAND 3380
ASSEMBLY REQUIRED
22" x 17" x 24"**




**BERKLEY 4 DRAWER CHEST 4310
ASSEMBLY REQUIRED
36" x 19" x 43"**

BERKLEY CRIB & CHANGER 3350






COLOR
OPTIONS



ESPRESSO



WHITE



GRAY



TODDLER RAIL 148
(NOT INCLUDED)

FULL SIZE RAILS 224
(NOT INCLUDED)



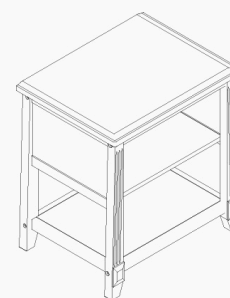
BERKLEY CRIB & CHANGER 3350
ASSEMBLY REQUIRED
73" x 30" x 46"



BERKLEY DRESSING TABLE 31
ASSEMBLY REQUIRED
41" x 40" x 18 1/2"



BERKLEY DOUBLE DRESSER 3360
ASSEMBLY REQUIRED
48" x 19" x 34"



BERKLEY NIGHT STAND 3380
ASSEMBLY REQUIRED
22" x 17" x 24"




BERKLEY 4 DRAWER CHEST 4310
ASSEMBLY REQUIRED
36" x 19" x 43"

BERKLEY FLAT TOP CRIB 985






COLOR
OPTIONS



ESPRESSO



WHITE



GRAY




TODDLER RAIL 148
(NOT INCLUDED)

FULL SIZE RAILS 221
(NOT INCLUDED)



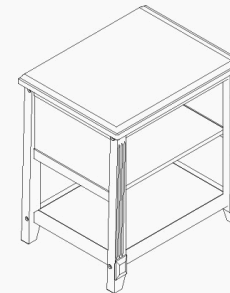
BERKLEY DRESSING TABLE 31
ASSEMBLY REQUIRED
41" x 40" x 18 1/2"



BERKLEY DOUBLE DRESSER 3360
ASSEMBLY REQUIRED
48" x 19" x 34"



BERKLEY FLAT TOP CRIB 985
ASSEMBLY REQUIRED
55" x 30" x 40"



BERKLEY NIGHT STAND 3380
ASSEMBLY REQUIRED
22" x 17" x 24"




BERKLEY 4 DRAWER CHEST 4310
ASSEMBLY REQUIRED
36" x 19" x 43"

BERKLEY ROUND TOP PANEL CRIB 665






COLOR
OPTIONS



ESPRESSO



WHITE

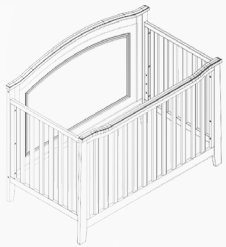


GRAY



TODDLER RAIL 148
(NOT INCLUDED)

FULL SIZE RAILS 221
(NOT INCLUDED)



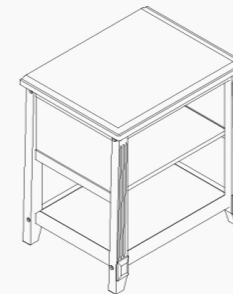
BERKLEY ROUND TOP PANEL CRIB 665
ASSEMBLY REQUIRED
55" x 30" x 43 3/4"



BERKLEY DRESSING TABLE 31
ASSEMBLY REQUIRED
41" x 40" x 18 1/2"



BERKLEY DOUBLE DRESSER 3360
ASSEMBLY REQUIRED
48" x 19" x 34"



BERKLEY NIGHT STAND 3380
ASSEMBLY REQUIRED
22" x 17" x 24"



BERKLEY 4 DRAWER CHEST 4310
ASSEMBLY REQUIRED
36" x 19" x 43"


BERKLEY ELITE ROOM IN A BOX 1036





**TODDLER RAIL 148
(NOT INCLUDED)**

**COLOR
OPTIONS**



ESPRESSO



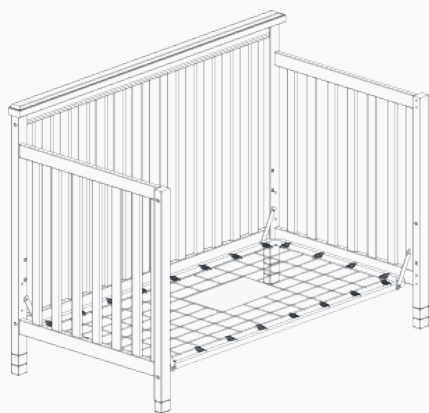
WHITE



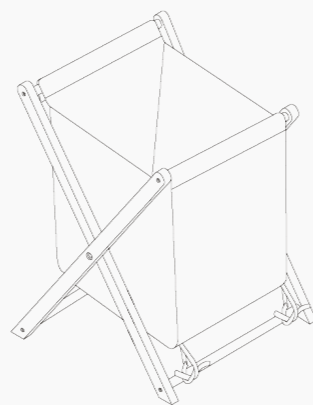
GRAY



**FULL SIZE RAILS 221
(NOT INCLUDED)**



**BERKLEY ELITE 4-IN-1 CRIB:
55" x 30" x 40"**



**BERKLEY ELITE HAMPER:
13" x 14" x 23 1/2"**



**BERKLEY ELITE DOUBLE DRESSER:
48" x 19" x 78"**


BRITTANY CRIB & CHANGER 4350





**TODDLER RAIL 148
(NOT INCLUDED)**

**COLOR
OPTIONS**



**HERITAGE
FOG**



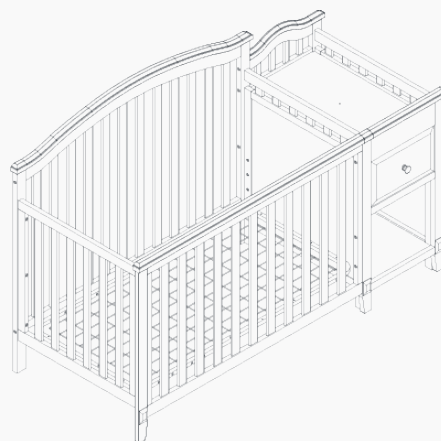
WHITE



**FULL SIZE RAILS 224
(NOT INCLUDED)**



**BERKLEY DOUBLE DRESSER 3360
ASSEMBLY REQUIRED
48" x 19" x 34"**



**BRITTANY CRIB & CHANGER 4350
54 1/2" x 30" x 46"**



**BERKLEY 4 DRAWER CHEST 4310
ASSEMBLY REQUIRED
36" x 19" x 43"**

FAIRVIEW 4-IN-1 CRIB 815



sweet
dreams

best
BOY
ever


4
MONTHS

A



**TODDLER RAIL 148
(NOT INCLUDED)**


**COLOR
OPTIONS**



ESPRESSO



WHITE



GRAY



**FULL SIZE RAILS 221
(NOT INCLUDED)**



**FAIRVIEW 4-IN-1 CRIB 815:
ASSEMBLY REQUIRED
55" x 31" x 46"**



**BERKLEY DOUBLE DRESSER 3360:
ASSEMBLY REQUIRED
48" x 19" x 34"**



**BERKLEY 4 DRAWER DRESSER 4310:
ASSEMBLY REQUIRED
36" x 19" x 43"**


FINLEY 4-IN-1 CRIB 415





**TODDLER RAIL 136
(NOT INCLUDED)**


**COLOR
OPTIONS**



**HERITAGE
FOG**



WHITE



**STONE
GRAY**



**ADULT RAILS 215
(NOT INCLUDED)**



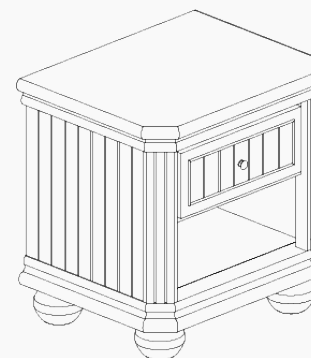
**FINLEY 6 DRAWER DRESSER 4510
39 1/2" x 19" x 51 3/4"**



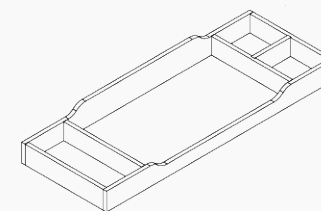
**FINLEY DOUBLE DRESSER 4560
56" x 19" x 33"**



**FINLEY HUTCH 4530
ASSEMBLY REQUIRED
56" X 13" X 47"**



**FINLEY NIGHTSTAND 4580
24" X 19" X 25"**



**TOPPER FOR DOUBLE DRESSER 0199
ASSEMBLY REQUIRED
51" X 18 1/2" X 5 1/2"**


FINLEY CRIB & CHANGER 4050





TODDLER RAIL 137
(NOT INCLUDED)

COLOR
OPTIONS



WEATHERED
GRAY



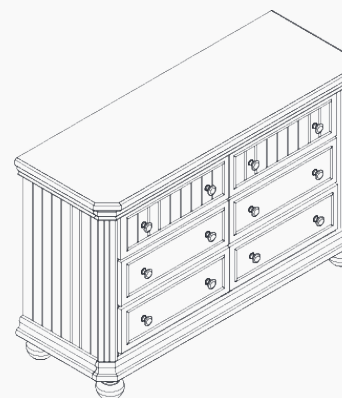
WHITE



ADULT RAILS 226
(NOT INCLUDED)



FINLEY CRIB & CHANGER 4050
76" X 32" X 50"




FINLEY RTA 6 DRAWER DRESSER 4515
ASSEMBLY REQUIRED
48" X 17" X 32"

FLORENCE CRIB & CHANGER 8050






COLOR
OPTIONS



ESPRESSO



WHITE




GRAY



TODDLER RAIL 151
(NOT INCLUDED)

ADULT RAILS 223
(NOT INCLUDED)



FLORENCE 4-IN-1 CRIB & CHANGER 8050
70" X 44" X 32"



BERKLEY 4 DRAWER DRESSER 4310
ASSEMBLY REQUIRED
36" X 19" X 44"



BERKLEY DOUBLE DRESSER 3360
ASSEMBLY REQUIRED
48" X 19" X 34"

MODESTO 4-IN-1 CRIB 860





**TODDLER RAIL 136
(NOT INCLUDED)**


**COLOR
OPTIONS**



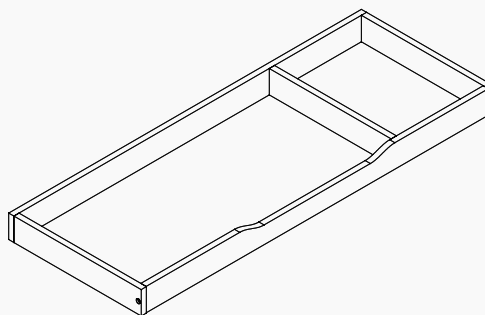
WHITE




**ADULT RAILS 215
(NOT INCLUDED)**



**MODESTO 4-IN-1 CRIB 860
59" X 32" X 47"**



**UNIVERSAL TOPPER 0299
ASSEMBLY REQUIRED
45 1/2" X 18" X 3"**



**MODESTO DOUBLE DRESSER 8660
ASSEMBLY REQUIRED
48" X 19" X 32"**

MONTEREY 4-IN-1 CRIB 675





**TODDLER RAIL 136
(NOT INCLUDED)**

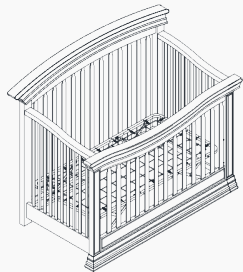
**COLOR
OPTIONS**



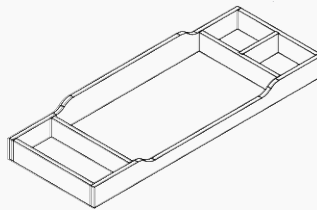
**HERITAGE
FOG**



**ADULT RAILS 215
(NOT INCLUDED)**



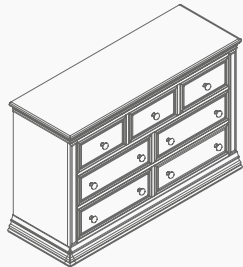
**MONTEREY 4-IN1 CRIB 675
61 1/2" x 32" x 51"**



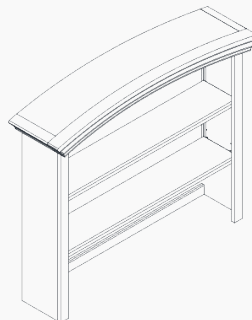
**TOPPER FOR DOUBLE
DRESSER 0199
ASSEMBLY REQUIRED
51" X 18 1/2" X 5 1/2"**



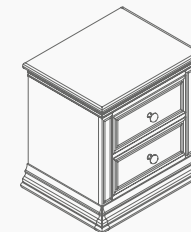
**MONTEREY 5 DRAWER
DRESSER 6510
41" X 19" X 52"**



**MONTEREY DOUBLE
DRESSER 6560
54" X 19" X 34 1/2"**



**MONTEREY HUTCH 6530
ASSEMBLY REQUIRED
52" x 13" x 45"**



**MONTEREY NIGHTSTAND 6580
24" X 18" X 24"**

MONTEREY FLAT TOP CRIB 695





**TODDLER RAIL 136
(NOT INCLUDED)**

COLOR
OPTIONS



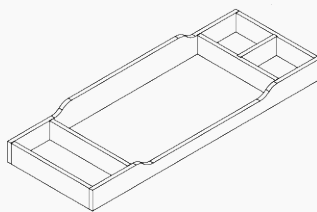
HERITAGE
FOG



**ADULT RAILS 215
(NOT INCLUDED)**



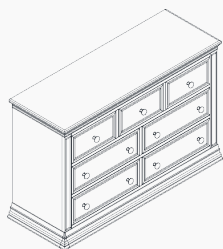
**MONTEREY FLAT TOP CRIB 695
60" X 32" X 47"**



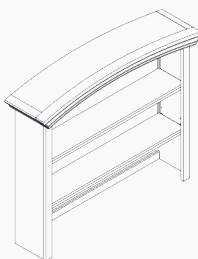
**TOPPER FOR DOUBLE
DRESSER 0199
ASSEMBLY REQUIRED
51" X 18 1/2" X 5 1/2"**



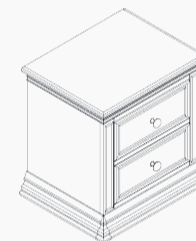
**MONTEREY 5 DRAWER
DRESSER 6510
41" X 19" X 52"**



**MONTEREY DOUBLE
DRESSER 6560
54" X 19" X 34 1/2"**



**MONTEREY HUTCH 6530
ASSEMBLY REQUIRED
52" x 13" x 45"**



**MONTEREY NIGHTSTAND 6580
24" X 18" X 24"**


PALISADES ROOM IN A BOX 1035






**TODDLER RAIL 148
(NOT INCLUDED)**


**COLOR
OPTIONS**



ESPRESSO



WHITE



GRAY



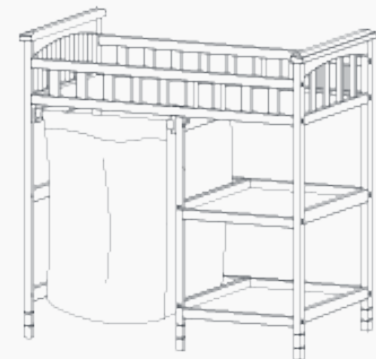
**FULL SIZE RAILS 221
(NOT INCLUDED)**



**PALISAIDES 4-IN-1 CRIB
ASSEMBLY REQUIRED
CRIB 55" x 30" x 40"**



**PALISAIDES 4 DRAWER DRESSER
ASSEMBLY REQUIRED
33" x 19" x 37"**



**PALISAIDES DRESSING TABLE W/ HAMPER
ASSEMBLY REQUIRED
37" x 20" x 36"**

PAXTON 4-IN-1 CRIB 735





**TODDLER RAIL 136
(NOT INCLUDED)**

**COLOR
OPTIONS**



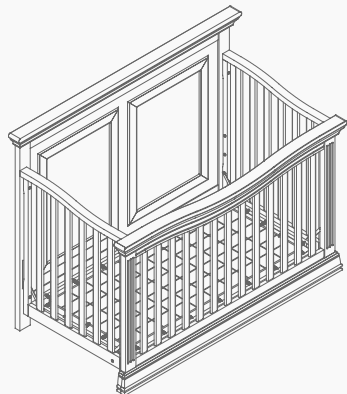
**HERITAGE
GRAY**




WHITE



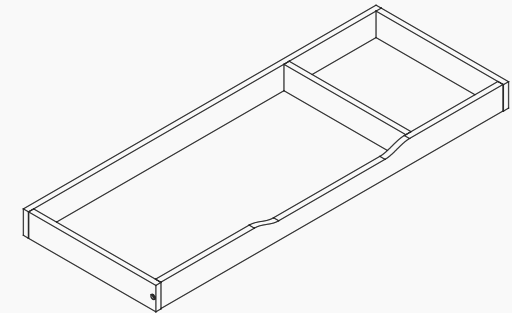
**FULL SIZE RAILS 215
(NOT INCLUDED)**



**PAXTON 4-IN-1 CRIB 735
60" X 31" X 46"**



**PAXTON DOUBLE DRESSER 7360
ASSEMBLY REQUIRED
48" X 19" X 32"**



**UNIVERSAL TOPPER 0299
ASSEMBLY REQUIRED
45 1/2" X 18" X 3"**

PRIMO FLAT TOP CRIB 575





**TODDLER RAIL 136
(NOT INCLUDED)**

COLOR
OPTIONS



WHITE



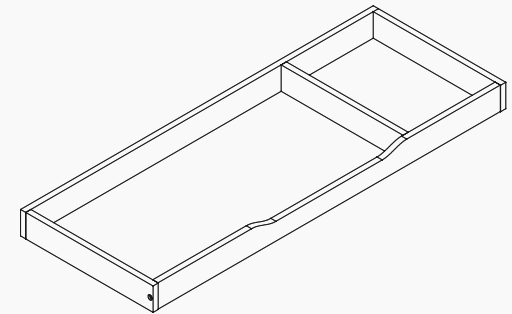
**FULL SIZE RAILS 215
(NOT INCLUDED)**



**PRIMO FLAT TOP CRIB 575
59" X 32" X 47"**



**PRIMO DOUBLE DRESSER 5760
ASSEMBLY REQUIRED
48" X 19" X 32"**



**UNIVERSAL TOPPER 0299
ASSEMBLY REQUIRED
45 1/2" X 18" X 3"**


PRINCETON ELITE CRIB & CHANGER 1105





**TODDLER RAIL 151
(NOT INCLUDED)**

**COLOR
OPTIONS**



ESPRESSO



WHITE



**WEATHERED
GRAY**



**HERITAGE
FOG**



**FULL SIZE RAILS 228
(NOT INCLUDED)**



**PRINCETON ELITE CRIB & CHANGER 1105
72" X 34 1/2" X 45 1/2"**



**PRINCETON ELITE 4 DRAWER DRESSER 1110
ASSEMBLY REQUIRED
36" X 19" X 44"**



**PRINCETON ELITE DOUBLE DRESSER 1160
ASSEMBLY REQUIRED
48" X 18" X 34"**

PROVIDENCE 4-IN-1 CRIB 805





**TODDLER RAIL 136
(NOT INCLUDED)**

**COLOR
OPTIONS**



**DARK
ESPRESSO**



**HERITAGE
FOG**



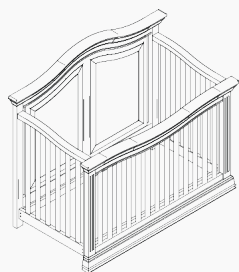
**STONE
GRAY**



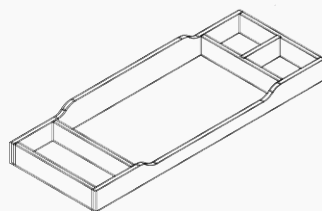
WHITE




**FULL SIZE RAILS 215
(NOT INCLUDED)**



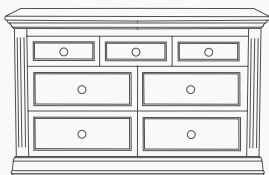
**PROVIDENCE 4-IN-1 CRIB 805
59 1/2" X 32" X 49 3/4"**



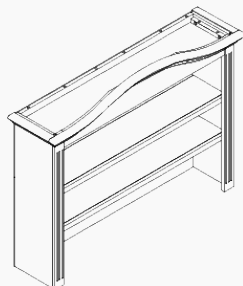
**TOPPER FOR DOUBLE
DRESSER 0199
ASSEMBLY REQUIRED
51" X 18 1/2" X 5 1/2"**



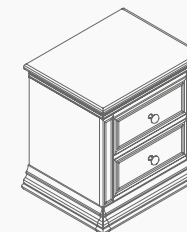
**PROVIDENCE 5 DRAWER
DRESSER 8310
36" X 19" X 49"**



**PROVIDENCE DOUBLE
DRESSER 8360
54" X 19" X 33 1/4"**



**PROVIDENCE HUTCH 8330
ASSEMBLY REQUIRED
54" x 13 1/4" x 41 1/2"**



**PROVIDENCE NIGHTSTAND 8380
24" X 18" X 24"**


SEDONA CRIB & CHANGER 2250






TODDLER RAIL 152
(NOT INCLUDED)

COLOR
OPTIONS



ESPRESSO




RUSTIC
TAUPE



FULL SIZE RAILS 229
(NOT INCLUDED)



SEDONA CRIB & CHANGER 2250
79 3/4" X 31 3/4" X 50 3/4"



SEDONA 5 DRAWER DRESSER 2210
41" X 19 1/4" X 53"

VERONA 4-IN-1 CRIB 965





**TODDLER RAIL 136
(NOT INCLUDED)**

**COLOR
OPTIONS**



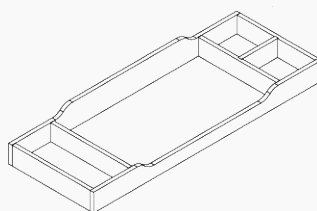
**HERITAGE
FOG**



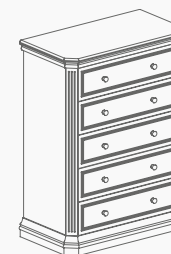
**FULL SIZE RAILS 215
(NOT INCLUDED)**



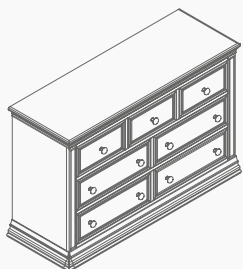
**VERONA 4-IN-1 CRIB 965
61 1/2" X 32" X 51"**



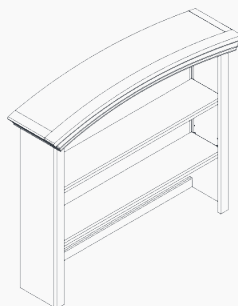
**TOPPER FOR DOUBLE
DRESSER 0199
ASSEMBLY REQUIRED
51" X 18 1/2" X 5 1/2"**



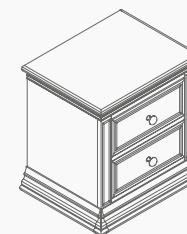
**VERONA 5 DRAWER DRESSER
9610
41" X 19 1/4" X 52"**



**VERONA DOUBLE
DRESSER 9660
54" X 19" X 34 1/2"**



**VERONA HUTCH 9630
ASSEMBLY REQUIRED
52" x 13" x 45 1/4"**



**VERONA NIGHTSTAND 9680
24" X 18" X 24"**

VISTA ELITE BRIXY 4-IN-1 CRIB 840





**TODDLER RAIL 136
(NOT INCLUDED)**

**COLOR
OPTIONS**



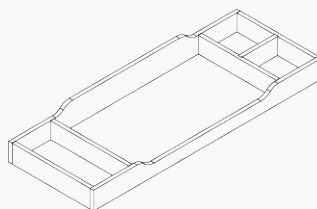
WHITE




**FULL SIZE RAILS 215
(NOT INCLUDED)**



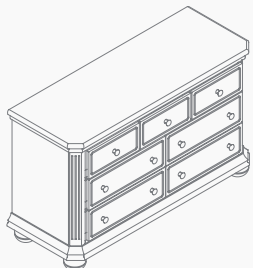
**VISTA ELITE BRIXY
4-IN-1 CRIB 840
59 1/2" X 32" X 51 1/4"**



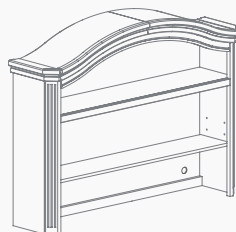
**TOPPER FOR DOUBLE
DRESSER 0699
ASSEMBLY REQUIRED
51" X 19" X 5 1/2"**



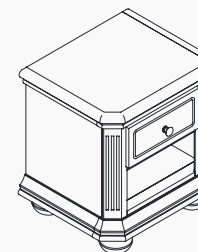
**VISTA ELITE BRIXY 5 DRAWER
DRESSER 8410
39 1/2" X 21" X 53"**



**VISTA ELITE DOUBLE
DRESSER 8460
56" X 21" X 34 1/2"**



**VISTA ELITE BRIXY HUTCH 8430
ASSEMBLY REQUIRED
54 3/4" x 13" x 42"**



**VISTA ELITE BRIXY
NIGHTSTAND 8480
23" X 19 1/4" X 25"**

46 WHELAN ROAD, EAST RUTHERFORD, NEW JERSEY 07073

PHONE (201) 531-1919 FAX (201) 531-1920

INFO@SORELLEFURNITURE.COM

WWW.SORELLEFURNITURE.COM

